

Bluetooth Multimedia Keyboard

To provide complete input and control for Smart TV,
TV Box, tablets, computers and other mobile devices.

USER MANUAL

IN LINE WITH THE POLICY OF CONTINUED DEVELOPMENT THE
MANUFACTURER RESERVES THE RIGHT TO AMEND THE SPECIFICATIONS
WITHOUT PRIOR NOTIFICATION, THE PICTURES AND DATE IN THE
STYLEBOOK ARE CONSULT ONLY, IF THERE IS FLUCTUATION,
ACCORDING TO THE REAL OBJECT PLEASE.



MODEL: K16+
VER:V1.0

Overview

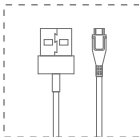
Thanks for your purchase of our products. Riitek is dedicated to the development of digital products and fits them into the customers' digital life, to lead a digital era fashion and make the customers enjoy the latest and most convenient terminal experience. As a multi-function keyboard, this multimedia keyboard supports Bluetooth mode, wireless keyboard and touchpad combination, switch between 3 Bluetooth devices. The adoption of advanced capacitor sense technology offers the touchpad with the same quality as notebook. It is designed for perfect input and control of tablets, smart TV (including TV box), computers and other professional portable devices.

This product is designed per as personality, easy to operate, elegant and fashionable, which is your best choice among multimedia keyboards.

Packing contents



Multimedia keyboard



Charging cable



User manual

Features

- Support wireless inputting and multimedia control.
- Touchpad functions as a mouse.
- Power indicator, RF signal indicator, CAPSLOCK indicator and charging indicator and backlight.
- Built-in high quality rechargeable lithium-ion polymer battery, safe and durable.

System requirement

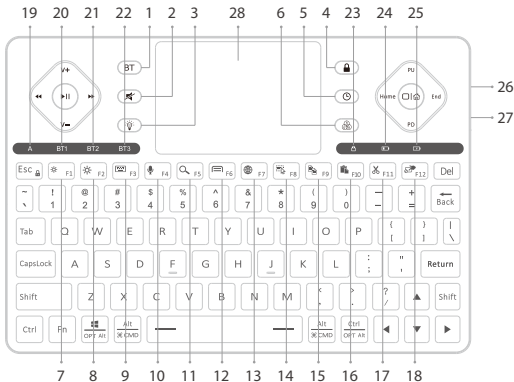
- Windows
- Linux
- Android
- iOS 14.3 or above

Specification

- Size: 242x165x 12mm/9.52X6.49X0.47in
- Weight: 324g
- Operation temperature: -10°C~+55°C
- Battery type: built-in lithium-ion polymer battery
- Battery capacity: 850mAH
- Stand by time: 500~700Hour
- Operation distance: 10M
- Transmission power: +5 dBm

- Working voltage: 3.3V
- Charging voltage: 5 V
- Charging current: <500mA
- Sleep mode current: <30uA

Quick start



1. Switch to Bluetooth 1/2/3
2. Mute
3. Backlight
4. Lock screen
5. Adjusting the backlight time
6. Backlight color conversion
7. Reduced screen brightness
8. Increase screen brightness
9. Visual keyboard in iOS
10. Enable dictation
11. Search
12. Menu keys
13. Input method switching
14. Select all
15. Copy
16. Paste
17. Cut
18. Disable touchpad clicking feature
19. Caps Lock indicator
20. Bluetooth indicator 1
21. Bluetooth indicator 2
22. Bluetooth indicator 3
23. FN Lock Function
24. Low battery indicator
25. Charging indicator
26. USB charging port
27. Power ON/OFF
28. Touchpad

Description for Power ON/OFF and Indicators

Power ON/OFF

Push upwards to turn it on and downwards to turn it off.

Bluetooth indicator 1/2/3

Show Bluetooth channel that is in use. It flashes in pairing status.

Caps Lock indicator

It is a white indicator, lighted in capitalized status.

Fn lock

Close the Fn button.

Charging indicator

When in charging state, the red indicator light is on;

The green light comes on when the battery is fully charged.

Low battery indicator

It is a red indicator light that lights up when the battery is low.

Note: Low battery will turn off backlight and increase keyboard battery life.

Operating Guide

- The function of the BT key is to switch Bluetooth channels and enable Bluetooth pairing.
- Short pressing of the BT key switches the Bluetooth channel.
- Long press the BT key for 3 seconds to enable Bluetooth pairing.


Bluetooth pairing:

Turn on the power, hold the BT button for 3 seconds, and when the Bluetooth indicator light flashes, it enters the pairing state.

Operation regarding Sleep mode and keyboard activation:

The device supports automatic sleep mode to save power and lengthen operation time. If the user does not operate the keyboard and touchpad more than 30 minutes, the device enters sleep mode and all indicators will be extinguished. In sleep mode, you only need to click any key to wake it up.

Backlight automatically turns off and wakes up:

When the backlight is on, the device supports automatic turning off of the backlight to save power and extend operation time. If the user does not operate the keyboard or touch for more than 15 seconds, the keyboard backlight will automatically turn off. However, the user needs to extend the keyboard backlight time and can choose to turn off the backlight mode after 30 seconds, but needs to press the  button. When the backlight is off, pressing any key can wake up.

Q&A

How to change the Bluetooth channel being connected?

Hold the BT button for 3 seconds, and when the Bluetooth indicator light flashes, it enters the pairing state.

Recycling



The disposal and recycling must be done as per local area or country regulation; we strive for continued research and development.



Thus, we reserve the right to amend this user manual without prior notification.

THANKS FOR READING



Made in China